

**TITAN**<sup>®</sup>



# MARINE PRODUCTS

Legendary Strength and Value.

EXCEEDS INDUSTRY SPECIFICATIONS  
ENGINEERED IN CANADA  
PROOF TESTED

[titanmarineproducts.com](http://titanmarineproducts.com)





























**CMP**

CMP Group Ltd.

[sales@cmpgroup.net](mailto:sales@cmpgroup.net) | [cmpgroup.net](http://cmpgroup.net)

# TABLE OF CONTENTS

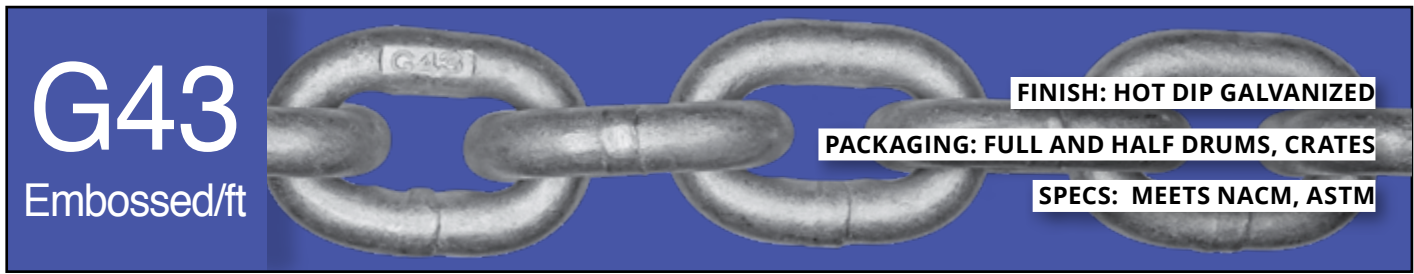
Table of Contents		01
<b>MARINE CHAIN</b>		
	ISO High Test Windlass Chain — G43 (G4)	03
	DIN766 Windlass Chain — G30	04
	DIN766 Windlass Chain — G43	05
	BBB Windlass Chain — G30	06
	ISO 4565 Windlass Chain — G30	07
	Grade L Windlass Chain — G30	08
	Premium Stainless Steel Chain — D766 — G60	09
	Premium Stainless Steel Chain — 4565 — G60	10
	ISO Proof Coil Chain — General Purpose/Anchor Chain — G30	11
	Genovese General Purpose/Anchor Chain — G30	12
	Mooring Chain — Long Link — G43 (G4)	13
	Lashing Chain — Long Link — DIN 763	13
<b>SHACKLES AND SWIVELS</b>		
	Hot Dip Galvanized Shackles	15
	High Strength Hot Dip Galvanized Shackles	16
	Self-Righting Anchor Swivels	17
<b>ANCHOR RODES</b>		
	Three Strand Anchor Rode (With G4 HT Chain)	19
	Eight Strand Plaited Anchor Rode (with G4 HT Chain)	20
<b>DOCK &amp; FENDER LINE</b>		
	Double Braid Dock Lines	22
	Titan® Pro Fender Lines	23
	Fender Lines	24
<b>STERNDRIVE INSTALLATION JACK AND HARDWARE</b>		
	Sterndrive Installation Jack and Accessories, Titan® OBM Stand	26
	Outboard Motor Lock	27
	Release Hook	27
	Dock Ring	28
	Mercury™ Trim Pump Bracket	28
<b>PACKAGING OPTIONS AND MERCHANDISING SOLUTIONS</b>		
	Chain Packaging Options and Merchandising Solutions	30

\*The descriptions and guidelines shown in this literature should be used as a general reference only. For any further technical information please contact our Technical Service. Contents of this Brochure/Catalog are based on the latest information available at the time of publication. CMP / Titan® assumes no responsibility for the accuracy of the information contained herein. Product specifications are subject to change without notice.

# MARINE CHAIN



# ISO HIGH TEST WINDLASS CHAIN - G43 (G4)



**ISO High Test G43 (G4) Chain** uses high tensile strength carbon steel that provides a greater strength-to-weight ratio than proof coil chain. ISO short pitch links make it more flexible and ideally suited as a windlass chain. Each link is proof tested and calibrated.


Check manufacturer's specification prior to purchase. Certificate available upon request.

TRADE SIZE in	WIRE DIAMETER		INSIDE DIMENSIONS				WORKING LOAD LIMIT (WLL/SWL)		
	mm	in	LENGTH		WIDTH		kg	kn	lb
			mm	in	mm	in			
1/4	7	0.27	21.3	0.84	10.41	0.41	1180	11.5	2600
5/16	8.7	0.32	26.2	1.03	12.95	0.51	1770	17.3	3900
3/8	10	0.39	31	1.22	15	0.59	2450	24.0	5400
7/16	11.9	0.46	35.6	1.40	16.5	0.65	3270	32.0	7200
1/2	13	0.51	40.34	1.59	19.3	0.76	4170	40.9	9200

TRADE SIZE in	HALF DRUM					FULL DRUM					CRATE				
	WEIGHT		LENGTH		PART ID	WEIGHT		LENGTH		PART ID	WEIGHT		LENGTH		PART ID
	kg	lb	m	ft		kg	lb	m	ft		kg	lb	m	ft	
1/4	136	300	121.9	400	<b>10312746</b>	272	600	243.8	800	<b>10313043</b>	1241.06	2730.33	1097	3600	<b>10315748</b>
5/16	134	296	83.82	275	<b>10312747</b>	268	591	167.6	550	<b>10313044</b>	1377.55	3030.61	853	2800	<b>10315749</b>
5/16	146	322	91.44	300	<b>10312728</b>	-	-	-	-	-	-	-	-	-	-
3/8	138	304	60.96	200	<b>10312748</b>	276	608	121.9	400	<b>10313047</b>	1325.30	2915.66	549	1800	<b>10315750</b>
7/16	-	-	-	-	-	281	620	91.44	300	<b>10313048</b>	1154.92	2540.82	366	1200	<b>10323319</b>
1/2	-	-	-	-	-	232	512	60.96	200	<b>10313049</b>	1198.70	2637.14	305	1000	<b>10315752</b>

Warning: Working Load Limit must not be exceeded. Not to be used for lifting or hoisting applications. Please see Page 30 for Packaging Details.

# DIN 766 WINDLASS CHAIN – G30



**DIN766 Windlass Chain** uses a low carbon steel chain specifically designed for anchoring applications. Hot dip galvanized short link chain, calibrated to latest DIN766

standard. Each link is calibrated to ensure proper fit for most metric windlasses. Check manufacturer's specification prior to purchase. Certificate available upon request.

PART ID	WIRE DIA mm	INSIDE LENGTH mm	OUTSIDE WIDTH mm	WEIGHT kg	LENGTH m	WORKING LOAD kg	PACKAGE
10318505	6	18.5	20.4	40.00	50	408	Pail
10323120	6	18.5	20.4	80.00	100	408	Half Drum
10315921	6	18.5	20.4	252.00	315	408	Drum
10325004	6	18.5	20.4	1040.00	1260	408	Crate
10322920	7	22	23.8	67.77	61	635	Pail
10323123	7	22	23.8	83.33	75	635	Half Drum
10315922	7	22	23.8	250.00	225	635	Drum
10323126	7	22	23.8	1093.16	1000	635	Crate
10319005	8	24	27.2	64.4	46	816	Pail
10318506	8	24	27.2	70.00	50	816	Half Drum
10315923	8	24	27.2	245.00	175	816	Drum
10315915	10	28	36	253.00	110	1275	Drum
10325155	10	30	36	141.82	60	1275	Drum
10323134	10	30	36	1074.23	500	1275	Crate
10315916	10	30	36	260.00	110	1275	Drum
10315917	11	31	35.2	249.00	88	1610	Drum
10325009	11	31	35.2	997.36	352	1610	Crate
10315918	13	36	47	241.80	62	2041	Drum
10315918	13	36	47	241.80	62	2041	Drum
10327464	13	36	47	991.09	250	2041	Crate
10315919	14	41	34.8	250.00	57	2551	Drum
10327465	14	41	34.8	1002.52	230	2551	Crate
10315920	16	45	58	252.00	44	3200	Drum
10327466	16	45	58	1002.36	176	3200	Crate

Warning: Working Load Limit must not be exceeded. Not to be used for lifting or hoisting applications. Please see Page 30 for Packaging Details.

# DIN 766 WINDLASS CHAIN – G43



**D766**  
**G43**  
Embossed/ft

**FINISH: HOT DIP GALVANIZED**

**PACKAGING: FULL DRUMS, CRATES**

**SPECS: EXCEEDS DIN 766**

**DIN766 G43 Windlass Chain** uses a high tensile strength carbon steel, specifically designed for anchoring applications, that provides a greater strength-to-weight ratio than DIN766 G30. Hot dip galvanized short link chain is

calibrated to latest DIN766 standard. Each link is calibrated to ensure proper fit for most metric windlasses. Check manufacturer's specification prior to purchase. Certificate available upon request.

TRADE SIZE mm	WIRE DIAMETER		INSIDE LENGTH		OUTSIDE WIDTH		WORKING LOAD LIMIT (WLL/SWL)		
	mm	in	mm	in	mm	in	kg	kn	lb
6	6	0.24	18.5	0.73	20	0.79	800	8.0	1800
7	7	0.28	21	0.83	24	0.94	1180	11.5	2600
8	8	0.31	24	0.94	27.2	1.07	1770	17.3	3900
10	10	0.39	28	1.10	34	1.33	2450	24.0	5400
10	10	0.39	30	1.18	34	1.33	2450	24.0	5400
11	11	0.43	31	1.22	37.6	1.48	2680	26.7	5900
12	12	0.47	36	1.42	43.2	1.70	3270	32.0	7200
13	13	0.51	36	1.42	44.3	1.74	4170	40.9	9200
14	14	0.55	41.5	1.63	47.4	1.87	4410	43.3	9700
16	16	0.63	45	1.77	58	2.28	5910	57.7	13000

TRADE SIZE mm	PART ID	FULL DRUM				PART ID	CRATE			
		kg	lb	LENGTH m	LENGTH ft		kg	lb	LENGTH m	LENGTH ft
6	<b>10325362</b>	252.40	556.45	315	1033.46	<b>10327098</b>	1040.00	2288.00	1260	4134
7	<b>10325363</b>	250.31	551.84	225	738.19	<b>10325556</b>	1093.20	2405.04	1000	3281
8	<b>10325364</b>	249.35	549.72	175	574.15	<b>10325557</b>	1146.00	2521.20	800	2297
10	<b>10325365</b>	259.16	571.35	110	360.89	<b>10325558</b>	1102.10	2424.62	500	1640
10	<b>10325366</b>	253.27	558.36	110	360.89	<b>10325559</b>	1074.25	2363.35	500	1640
11	<b>10325367</b>	251.02	553.40	88	288.71	-	-	-	-	-
12	<b>10325387</b>	251.90	555.34	77	252.64	<b>10324949</b>	1133.09	2492.80	350	1148
13	<b>10325368</b>	251.27	553.95	62	203.41	<b>10327536</b>	1189.32	2616.50	300	984
14	<b>10325369</b>	254.26	560.55	57	187.01	<b>10327537</b>	1002.18	2204.80	230	755
16	<b>10325370</b>	259.12	571.26	44	144.36	<b>10325562</b>	1139.06	2505.93	200	656
16	<b>10326145</b>	609.90	1341.78	107	351.05	-	-	-	-	-

Warning: Working Load Limit must not be exceeded. Not to be used for lifting or hoisting applications. Please see Page 30 for Packaging Details.

# BBB WINDLASS CHAIN – G30



**BBB G30 Windlass Chain** is a low carbon steel chain designed with short, compact calibrated links suitable for windlasses and general anchoring.


Check manufacturer's specification prior to purchase. Certificate available upon request.

TRADE SIZE in	WIRE DIAMETER		INSIDE DIMENSIONS				WORKING LOAD LIMIT	
	mm	in	LENGTH		WIDTH		kg-force	pound-force
			mm	in	mm	in		
1/4	7.1	0.2	22.1	0.8	10.9	0.4	590	1300
5/16	8.7	0.3	25.4	1.0	12.7	0.5	862	1900
3/8	10.3	0.4	27.6	1.1	15.7	0.6	1202	2650

TRADE SIZE in	PART ID	FULL DRUM				PART ID	CRATE			
		WEIGHT		LENGTH			WEIGHT		LENGTH	
		kg	lb	m	ft		kg	lb	m	ft
1/4	<b>10315911</b>	261	576	243.8	800	<b>10327467</b>	1134.56	2496.03	975	3200
5/16	<b>10315912</b>	274	605	167.6	550	<b>10327468</b>	1197.64	2634.81	671	2200
3/8	<b>10315913</b>	283	624	121.9	400	<b>10327469</b>	1265.76	2784.67	488	1600

Warning: Working Load Limit must not be exceeded. Not to be used for lifting or hoisting applications. Please see Page 30 for Packaging Details.

# ISO 4565 WINDLASS CHAIN – G30



**ISO 4565 G30 Windlass Chain** uses low carbon steel specifically designed for anchoring applications. Hot dip galvanized links are calibrated to ensure proper fit for


most metric windlasses. Check manufacturer's specification prior to purchase. Certificate available upon request.

PART ID	WIRE DIA mm	INSIDE LENGTH mm	OUTSIDE WIDTH mm	WEIGHT kg	WORKING LOAD LIMIT kg	PACKAGE	LENGTH m
10325401	6	18.5	20	42.50	450	Pail	50
10326912	6	18.5	20	51.00	450	Pail	60
10326913	6	18.5	20	85.00	450	Half Drum	100
10325334	6	18.5	20	850.00	450	Crate	1000
10326915	8	24	27.5	44.25	800	Pail	30
10325402	8	24	27.5	73.75	800	Half Drum	50
10326917	8	24	27.5	88.50	800	Half Drum	60
10326918	8	24	27.5	147.50	800	Drum	100
10325335	8	24	27.5	1180.00	800	Crate	800
10326922	10	30	34.5	132.78	1250	Drum	60
10326923	10	30	34.5	221.30	1250	Drum	100
10325336	10	30	34.5	1106.50	1250	Crate	500
10326925	12	36	39.6	200.04	1780	Drum	60
10326927	12	36	39.6	333.40	1780	Crate	100
10325337	12	36	39.6	1000.20	1780	Crate	300
10325149	14	42	46	740	2500	Crate	100

Warning: Working Load Limit must not be exceeded. Not to be used for lifting or hoisting applications. Please see Page 30 for Packaging Details.



# GRADE L WINDLASS CHAIN – G30



**G30 Grade L Windlass Chain** is a low carbon steel chain specifically manufactured to Australian Standard AS2321-2006. Used for anchoring and mooring applications, Grade L calibrated short-link design ensures proper fit for most

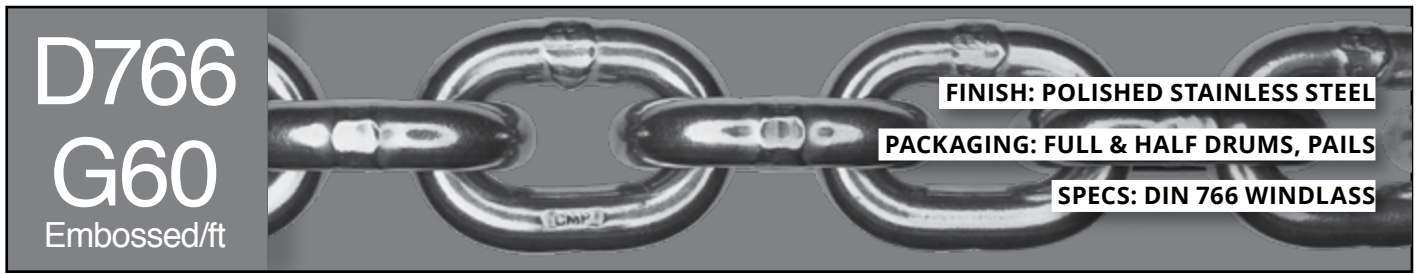
Australian windlasses. Check manufacturer's specification prior to purchase. Certificate available upon request.

TRADE SIZE mm	WIRE DIA		INSIDE DIMENSIONS				WORKING LOAD LIMIT		PLASTIC PAIL				PART ID
	mm	in	LENGTH		WIDTH		kg-force	pound-force	WEIGHT		LENGTH		
			mm	in	mm	in			kg	lb	m	ft	
6	6	0.24	18	0.71	7.5	0.3	454	1000	48	106	60	196.9	10315930
8	8	0.31	24	0.94	10	0.39	816	1800	48	106	34	111.6	10315766
10	10	0.39	30	1.2	12.5	0.49	1270	2800	50	110	22	72.2	10315756
13	13	0.51	39	1.5	16.3	0.64	2041	4500	50	110	13	42.7	10315759

TRADE SIZE mm	HALF DRUM					FULL DRUM					CRATE				
	WEIGHT		LENGTH		PART ID	WEIGHT		LENGTH		PART ID	WEIGHT		LENGTH		PART ID
	kg	lb	m	ft		kg	lb	m	ft		kg	lb	m	ft	
6	126	276	157	515	10315928	252	554	315	1033.5	10315929	1040.00	2288.00	384.05	1260	10327470
8	125	275	88	288.7	10315932	249	547	175	574.1	10315931	1002.76	2206.07	213.36	700	10327471
10	125	276	55	180.4	10315925	251	552	110	361	10315924	988.29	2174.24	140.21	460	10327472
13	124	272	32	105	10315926	247	543	64	210	10315927	1153.64	2538.01	91.44	300	10327324

Warning: Working Load Limit must not be exceeded. Not to be used for lifting or hoisting applications. Please see Page 30 for Packaging Details.

# PREMIUM STAINLESS STEEL CHAIN – DIN766 – G60



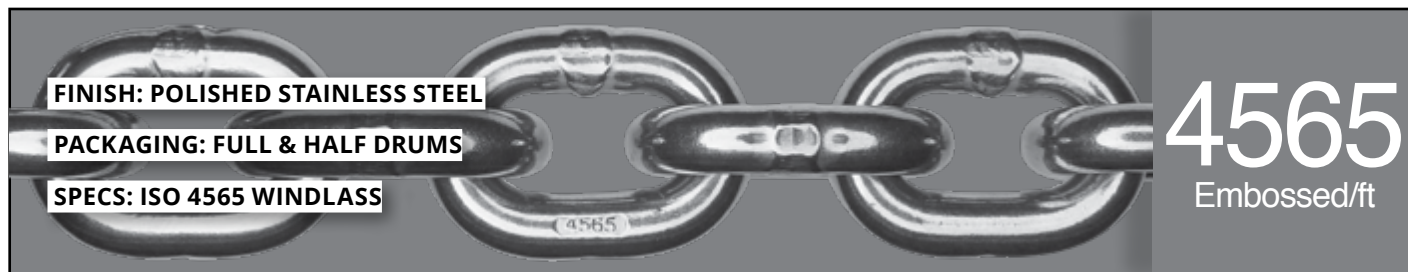
**DIN 766 Windlass Stainless Steel Chain G60** is designed to offer superior corrosion resistance, appearance and strength. Made in Germany, each link is precisely calibrated to meet current DIN 766 windlass specifications,

and manufactured with an extra treatment to provide exceptionally smooth and clean surfaces. Please check manufacturer's specification prior to use. Certificate available upon request.

PART ID	TRADE SIZE mm	INSIDE LENGTH/WIDTH mm	WORKING LOAD LIMIT kn	PAIL		HALF DRUM		FULL DRUM	
				WEIGHT kg / lb	LENGTH m / ft	WEIGHT kg / lb	LENGTH m / ft	WEIGHT kg / lb	LENGTH m / ft
10321048	6	18.5 / 7.2	18.75	17 / 37.5	25 / 82	-	-	-	-
10321050	6	18.5 / 7.2	18.75	24 / 53	35 / 115	-	-	-	-
10321051	6	18.5 / 7.2	18.75	35 / 77	50 / 164	-	-	-	-
10319630	6	18.5 / 7.2	18.75	-	-	69 / 152	100 / 328	-	-
10321058	8	24 / 9.6	31.5	31 / 68	25 / 82	-	-	-	-
10321060	8	24 / 9.6	31.5	44 / 97	35 / 115	-	-	-	-
10321061	8	24 / 9.6	31.5	-	-	62 / 137	50 / 164	-	-
10319631	8	24 / 9.6	31.5	-	-	-	-	124 / 273	100 / 328
10321068	10	28 / 12	36	51 / 112	25 / 82	-	-	-	-
10321071	10	28 / 12	50	-	-	103 / 227	50 / 164	-	-
10321070	10	28 / 12	50	72 / 159	35 / 115	-	-	-	-
10319632	10	28 / 12	50	-	-	-	-	206 / 454	100 / 328

Warning: Working Load Limit must not be exceeded. Not to be used for lifting or hoisting applications. Please see Page 30 for Packaging Details.

# PREMIUM STAINLESS STEEL CHAIN – ISO 4565 – G60



**FINISH: POLISHED STAINLESS STEEL**

**PACKAGING: FULL & HALF DRUMS**

**SPECS: ISO 4565 WINDLASS**

**4565**  
Embossed/ft

**ISO 4565 Windlass Stainless Steel Chain G60** is designed to offer superior corrosion resistance, appearance and strength. Made in Germany, each link is precisely calibrated to meet current ISO 4565 windlass specifications,

and manufactured with an extra treatment to provide exceptionally smooth and clean surfaces. Please check manufacturer's specification prior to use. Certificate available upon request.

PART ID	TRADE SIZE mm	INSIDE LENGTH mm	OUTSIDE WIDTH mm	WORKING LOAD LIMIT kn	HALF DRUM		FULL DRUM	
					WEIGHT kg / lb	LENGTH m / ft	WEIGHT kg / lb	LENGTH m / ft
<b>10325030</b>	12	36	43.2	71.25	-	-	320 / 704	100 / 328
<b>10325031</b>	12	36	43.2	71.25	-	-	160 / 352	50 / 164
<b>10325032</b>	12	36	43.2	71.25	80 / 176	25 / 82	-	-
<b>10325055</b>	12	36	43.2	71.25	112 / 246	35 / 115	-	-
<b>10324799</b>	12	36	43.2	71.25	80 / 176	25 / 82	-	-
<b>10324800</b>	12	36	43.2	71.25	-	-	160 / 352	50 / 164
<b>10324801</b>	12	36	43.2	71.25	-	-	320 / 704	100 / 328

Warning: Working Load Limit must not be exceeded. Not to be used for lifting or hoisting applications. Please see Page 30 for Packaging Details.

# ISO PROOF COIL CHAIN – GENERAL PURPOSE/ANCHOR CHAIN – G30



**G30 ISO Proof Coil Chain** is a low carbon steel general purpose/anchor chain with an ISO short pitch link. It is used in applications where high tensile strength is not

required. Please check manufacturer's specification prior to use. Certificate available upon request.

TRADE SIZE in	WIRE DIA		INSIDE DIMENSIONS				WORKING LOAD LIMIT		PLASTIC PAIL				
	mm	in	LENGTH		WIDTH		kg-force	pound-force	WEIGHT		LENGTH		PART ID
			mm	in	mm	in			kg	lb	m	ft	
3/16	5.5	0.218	24.64	0.97	10.16	0.4	363	800	47	102	76.2	250	10312737
1/4	7	0.276	25.4	1.00	12.7	0.5	590	1300	46	101	42.98	141	10312738
5/16	8.4	0.329	28.45	1.12	12.7	0.5	862	1900	43	95	28.04	92	10312739
3/8	10	0.394	31.24	1.23	15.75	0.62	1202	2650	44	96	19.2	63	10312740
1/2	13	0.519	38.1	1.50	20.57	0.81	2041	4500	44	96	10.97	36	10312741
5/8	16	0.630	48.26	1.90	25.65	1.01	3130	6900	-	-	-	-	-
3/4	20	0.781	55.88	2.20	27.69	1.09	4808	10600	-	-	-	-	-

TRADE SIZE in	HALF DRUM					FULL DRUM					CRATE				
	WEIGHT		LENGTH		PART ID	WEIGHT		LENGTH		PART ID	WEIGHT		LENGTH		PART ID
	kg	lb	m	ft		kg	lb	m	ft		kg	lb	m	ft	
3/16	148	327	243.84	800	10312727	297	654	487.68	1600	10313036	1568.92	3451.62	1951	6400	10327474
1/4	130	287	121.92	400	10312742	260	574	243.84	800	10313037	1177.25	2589.95	1097	3600	10315745
5/16	129	284	83.82	275	10312743	258	568	167.64	550	10313038	1331.48	2929.26	853	2800	10315747
3/8	138	305	60.96	200	10312744	277	611	121.92	400	10313039	1020.08	2244.18	488	1600	10327477
1/2	121	266	30.48	100	10312745	241	531	60.96	200	10313040	995.90	2190.98	259	850	10327478
5/8	-	-	-	-	-	264	582	45.72	150	10313041	1017.52	2238.54	183	600	10327479
3/4	-	-	-	-	-	261	576	30.48	100	10313042	1085.56	2388.23	122	400	10327480

Warning: Working Load Limit must not be exceeded. Not to be used for lifting or hoisting applications. Please see Page 30 for Packaging Details.

# GENOVESE GENERAL PURPOSE/ANCHOR CHAIN – G30



**FINISH: HOT DIP GALVANIZED**

**PACKAGING: FULL&HALF DRUMS, PAILS, CRATES**

**SPECS: EXCEEDS DIN 764 G30**

**D764**  
**G30**  
Embossed/ft


**Genovese General Purpose/Anchor Chain** is low carbon steel general purpose/anchor chain with an ISO short pitch link. It is used in applications where high tensile strength

is not required. Please check manufacturer's specification prior to use. Certificate available upon request.

PART ID	WIRE DIA mm	INSIDE LENGTH mm	OUTSIDE WIDTH mm	WORKING LOAD kg	WEIGHT kg	PACKAGE	LENGTH m
10325311	5	23	19.5	300	250	Drum	500
10325134	6	29	23	360	35.5	Pail	50
10325136	6	29	23	360	142	Half Drum	200
10325312	6	29	23	360	710	Crate	1000
10325313	7	30.5	26.5	500	303	Drum	300
10325135	8	35	30.5	650	65.75	Half Drum	50
10325137	8	35	30.5	650	263	Drum	200
10325314	8	35	30.5	650	1052	Crate	800
10325138	10	40	38	1100	207	Drum	100
10325315	10	40	38	1100	1035	Crate	500
10325139	12	47.5	44.5	1500	309	Crate	100
10325316	12	47.5	44.5	1500	927	Crate	300
10325140	14	52.5	53	2000	412	Crate	100
10325317	14	52.5	53	2000	824	Crate	200
10325318	16	55	57	2800	1066	Crate	200
10325319	18	63	63	3500	680	Crate	100
10325320	20	70	69	4500	836	Crate	100
10325321	22	78	79	5000	1061	Crate	100
10325323	28	98	94	7500	825	Crate	50
10325324	30	105	102	8500	950	Crate	50

Warning: Working Load Limit must not be exceeded. Not to be used for lifting or hoisting applications. Please see Page 30 for Packaging Details.

# MOORING CHAIN – LONG LINK – G43 (G4)



High tensile strength **G43 (G4) Long Link Mooring Chain** with long links that allows the use of shackles. Please check manufacturer's specification prior to use. Certificate available upon request.

TRD. SIZE in	PART ID	WIRE DIA		INSIDE DIMENSIONS				WORKING LOAD LIMIT (WLL/SWL)			FULL DRUM				PART ID	CRATE			
		mm	in	LENGTH		WIDTH		kg	kn	lb	WEIGHT		LENGTH			WEIGHT		LENGTH	
				mm	in	mm	in				kg	lb	m	ft		kg	lb	m	ft
3/8	10312729	10	0.386	41.9	1.65	16.5	0.65	2450	24.0	5400	123	271	60.96	200	10327481	986.51	2170.32	518	1700
1/2	10312730	13	0.512	50	1.97	22.1	0.87	4170	40.9	9200	214	472	60.96	200	10327482	973.04	2140.69	274	900
5/8	10312731	16	0.656	64.26	2.53	23.37	0.92	5910	57.7	13000	260	573	45.72	150	10327483	1020.68	2245.50	183	600
3/4	10312732	20	0.781	75.95	2.99	26.42	1.04	9180	89.8	20200	239	527	30.48	100	10327484	994.18	2187.20	128	420

# LASHING CHAIN – LONG LINK – DIN 763



- General purpose/ lashing/ light duty mooring chain
- Hot dip galvanized finish
- Meets Din 763 specifications
- Extra-long link to accommodate shackles throughout the chain length
- Available in Crates and Barrels

TR. SIZE in	WIRE DIA mm / in	DIMENSIONS				WORKING LOAD LIMIT (WLL/SWL) kg / kn / lb	PART ID	FULL DRUM		PART ID	CRATE	
		INS. LEN		OUT. WID				WEIGHT kg / lb	LEN. m / ft		WEIGHT kg / lb	LEN. m / ft
		mm	in	mm	in							
3/8	10/ 0.375	65	2.56	38	1.50	640/6/1408	10327135	208.2/459	125/410	10327255	834.50/1835.90	500/1640
1/2	13/ 0.500	80	3.15	50	1.97	1008/10/2218	10327136	229.1/505	75/246	10327256	917.40/2018.28	300/984
5/8	16/ 0.625	100	3.94	62	2.44	1600/16/3520	10327137	247.2/545	56/184	10327257	988.51/2174.72	224/734
3/4	20/ 0.750	125	4.92	75	2.95	2272/23/4998	10327138	208.6/460	33/108	10327258	833.98/1834.76	132/433
1	25/ 1.000	145	5.71	88	3.46	3920/39/8624	10327139	230.4/508	21/69	10327259	927.11/2039.64	84/276

Warning: Working Load Limit must not be exceeded. Not to be used for lifting or hoisting applications. Please see Page 30 for Packaging Details.

# SHACKLES AND SWIVELS



# HOT DIP GALVANIZED SHACKLES



**FINISH: HOT DIP GALVANIZED**

**PACKAGING: INDIVIDUALLY LABELED & BAGGED**

**SPECS: EXCEEDS RR-C-271 TYPE IV GRADE A**


All of our Marine Shackles are Hot Dip Galvanized for premium corrosion and forged for strength. Hot dip galvanized coating on both the shackle & pin. Please check manufacturer's specification prior to use. Certificate available upon request.

- Easily identifiable copper colored pin
- Anchor and Chain types
- Proof tested & load rated
- Working load limit, size, logo stamped on every shackle

PART ID		SIZE				WORKING LOAD LIMIT		
		BAIL		PIN				
		in	mm	in	mm	kn	lb	kg
Anchor Type	10319050	1/4	6	5/16	8	5	1100	500
	10319051	5/16	8	3/8	10	7.5	1650	750
	10319052	3/8	10	7/16	11	10	2200	1000
	10319053	7/16	11	1/2	13	15	3300	1500
	10319054	1/2	13	5/8	16	20	4400	2000
	10319055	5/8	16	3/4	19	32.5	7150	3250
	10319056	3/4	19	7/8	22	47.5	10450	4750
	10319057	7/8	22	1	25	65	14300	6500
	10319058	1	25	1 1/8	29	85	18700	8500
	10319059	1 1/8	29	1 1/4	32	95	20900	9500
	10319060	1 1/4	32	1 3/8	35	120	26400	12000
	10319061	1 3/8	35	1 1/2	38	135	29700	13500
	10319062	1/4	6	5/16	8	5	1100	500
Chain Type	10319063	5/16	8	3/8	10	7.5	1650	750
	10319064	3/8	10	7/16	11	10	2200	1000
	10319065	7/16	11	1/2	13	15	3300	1500
	10319066	1/2	13	5/8	16	20	4400	2000
	10319067	5/8	16	3/4	19	32.5	7150	3250
	10319068	3/4	19	7/8	22	47.5	10450	4750
	10319069	7/8	22	1	25	65	14300	6500
	10319070	1	25	1 1/8	29	85	18700	8500
	10319071	1 1/8	29	1 1/4	32	95	20900	9500
	10319072	1 1/4	32	1 3/8	35	120	26400	12000
	10319073	1 3/8	35	1 1/2	38	135	29700	13500



# HIGH STRENGTH HOT DIP GALVANIZED SHACKLES



**FINISH: HOT DIP GALVANIZED**

**PACKAGING: INDIVIDUALLY LABELED & BAGGED**

**SPECS: EXCEEDS RR-C-271 TYPE IV GRADE B**

All of our Marine Shackles are Hot Dip Galvanized for premium corrosion resistance and forged for strength. Hot dip galvanized coating on both the shackle & pin. Please check manufacturer's specification prior to use. Certificate available upon request.

- Breaking strength exceeds that of high test G4 chain
- >30% stronger than standard Grade A shackles
- Bold black colored pin
- Anchor and Chain types
- Proof tested & load rated
- Working load limit, size, logo stamped on every shackle

PART ID	SIZE				WORKING LOAD LIMIT			
	BAIL		PIN		kn	lb	kg	
	in	mm	in	mm				
Anchor Type	10321196	5/16	8	3/8	10	11	2500	1135
	10319610	3/8	10	7/16	11	18	4000	1816
	10319611	7/16	11	1/2	13	24	5200	2361
	10319612	1/2	13	5/8	16	30	6600	2996
	10319613	5/8	16	3/4	19	45	10000	4540
	10319614	3/4	19	7/8	22	64	14000	6356
	10319615	7/8	22	1	25	86	19000	8626
	10319616	1	25	1 1/8	29	114	25000	11350
	10319617	1 1/8	29	1 1/4	32	136	30000	13620
	10319618	1 1/4	32	1 3/8	35	163	36000	16344
10319619	1 3/8	35	1 1/2	38	191	42000	19068	
Chain Type	10321197	5/16	8	3/8	10	11	2500	1135
	10319620	3/8	10	7/16	11	18	4000	1816
	10319621	7/16	11	1/2	13	24	5200	2361
	10319622	1/2	13	5/8	16	30	6600	2996
	10319623	5/8	16	3/4	19	45	10000	4540
	10319624	3/4	19	7/8	22	64	14000	6356
	10319625	7/8	22	1	25	86	19000	8626
	10319626	1	25	1 1/8	29	114	25000	11350
	10319627	1 1/8	29	1 1/4	32	136	30000	13620
	10319628	1 1/4	32	1 3/8	35	163	36000	16344
10319629	1 3/8	35	1 1/2	38	191	42000	19068	

# SELF-RIGHTING ANCHOR SWIVELS



- Flip swivel – rotates anchor into the correct orientation if it retrieves over the bow upside-down
- Covers the size ranges from Rocna®/Vulcan® Anchors 6 kg through 55 kg
- Will fit imperial and metric chain
- Polished finish
- High strength stainless steel with excellent corrosion resistance
- Hardware included: loctite hexagon socket set screws, allen key, installation instructions

PID/ DESCRIPTION	LENGTH in	ANCHOR/CHAIN SLOT WIDTH in	ANCHOR SIZE kg	RECOMMENDED G40 CHAIN	WORKING LOAD LIMIT lb
<b>TS31SUK01</b> Type 1	4.2	0.56/ 0.39	Vulcan® & Rocna® 6-15 kg	1/4", 5/16", 7-8 mm	3900
<b>TS31SUK03</b> Type 3	4.77	0.74 / 0.516	Vulcan® & Rocna® 15-33 kg	5/16", 3/8", 9-11 mm	5400
<b>TS31SUK05</b> Type 5	5.02	0.844 / 0.516	Vulcan® & Rocna® 25-55 kg	5/16"-7/16", 10-11 mm *	7200

\* Minimum size 5/16" is not recommended, as it is too small a chain for that size of anchor, yet it will fit chains down to 5/16".

Please check manufacturer's specification prior to use. Design subject to change.

# ANCHOR RODES



# THREE STRAND ANCHOR RODE (WITH G4 HT CHAIN)



**Three Strand Anchor Rode (With G4 HT Chain)** is pre-spliced and ready to use. Special marking tape is included

for marking the rode at increments. Check manufacturer's specification prior to purchase.

PART ID	ROPE		CHAIN		TOTAL LENGTH	WORKING LOAD lb / kg / kn
	DIA	LENGTH	WIRE DIA	LENGTH		
10517777	1/2" / 12 mm	150' / 45 m	1/4" / 6 mm	15' / 5 m	165' / 50 m	1500 / 680 / 7
10517779	1/2" / 12 mm	200' / 60 m	1/4" / 6mm	15' / 5 m	215' / 65 m	1500 / 680 / 7
10517781	1/2" / 12 mm	300' / 90 m	1/4" / 6 mm	20' / 6 m	320' / 97 m	1500 / 680 / 7
10525065	1/2" / 12 mm	150' / 45 m	1/4" / 6 mm	25' / 7.5 m	175' / 53 m	1500 / 680 / 7
10525066	1/2" / 12 mm	150' / 45 m	1/4" / 6 mm	50' / 15 m	200' / 60 m	1500 / 680 / 7
10525067	1/2" / 12 mm	200' / 60 m	1/4" / 6 mm	50' / 15 m	250' / 76 m	1500 / 680 / 7
10525068	1/2" / 12 mm	250' / 75 m	1/4" / 6 mm	50' / 15 m	300' / 91 m	1500 / 680 / 7
10517782	9/16" / 14 mm	150' / 45 m	5/16" / 8 mm	15' / 5 m	165' / 50 m	1760 / 799 / 8
10517785	9/16" / 14 mm	200' / 60 m	5/16" / 8 mm	15' / 5 m	215' / 65 m	1760 / 799 / 8
10517996	9/16" / 14 mm	250' / 75 m	5/16" / 8 mm	20' / 6 m	265' / 80 m	1760 / 799 / 8
10517999	9/16" / 14 mm	300' / 90 m	5/16" / 8 mm	20' / 6 m	320' / 97 m	1760 / 799 / 8
10525069	9/16" / 14 mm	150' / 45 m	5/16" / 8 mm	25' / 7.5 m	175' / 53 m	1760 / 799 / 8
10525070	9/16" / 14 mm	150' / 45 m	5/16" / 8 mm	50' / 15 m	200' / 60 m	1760 / 799 / 8
10525071	9/16" / 14 mm	200' / 60 m	5/16" / 8 mm	50' / 15 m	250' / 76 m	1760 / 799 / 8
10525072	9/16" / 14 mm	250' / 75 m	5/16" / 8 mm	50' / 15 m	300' / 91m	1760 / 799 / 8
10517784	5/8" / 16 mm	200' / 60 m	5/16" / 8 mm	15' / 5 m	215' / 65 m	2330 / 1040 / 10
10525073	5/8" / 16 mm	150' / 45 m	5/16" / 8 mm	25' / 7.5 m	175' / 53 m	2330 / 1040 / 10
10525074	5/8" / 16 mm	150' / 45 m	5/16" / 8 mm	50' / 15 m	200' / 60 m	2330 / 1040 / 10
10525075	5/8" / 16 mm	200' / 60 m	5/16" / 8 mm	50' / 15 m	250' / 76 m	2330 / 1040 / 10
10525076	5/8" / 16 mm	250' / 75 m	5/16" / 8 mm	50' / 15 m	300' / 91 m	2330 / 1040 / 10
10517787	5/8" / 16 mm	300' / 90 m	5/ 16" / 8 mm	15' / 5 m	320' / 96 m	2330 / 1040 / 10

# THREE STRAND ANCHOR RODE (WITH ISO 4565 CHAIN)

10525500	5/16" / 8 mm	49' / 15 m	1/4" / 6 mm	16' / 5 m	65' / 20 m	600 / 270 / 2.7
10525501	3/8" / 10 mm	82' / 25 m	1/4" / 6 mm	26' / 8 m	108' / 33 m	1000 / 450 / 4.4
10525502	1/2" / 12 mm	98' / 30 m	5/16" / 8 mm	33' / 10 m	131' / 40 m	1500 / 670 / 6.7
10525503	1/2" / 12 mm	115' / 35 m	5/16" / 8 mm	39' / 12 m	154' / 47 m	1500 / 670 / 6.7
10525504	9/16" / 14 mm	131' / 40 m	5/16" / 8 mm	49' / 15 m	180' / 55 m	1760 / 780 / 7.8

# EIGHT STRAND PLAITED ANCHOR RODE (WITH G4 HT CHAIN)




**Eight Strand Plaited Anchor Rode (With G4 HT Chain)** is pre-spliced and ready to use. Special marking tape is included for marking the rode at increments. Check manufacturer's specification prior to purchase.

PART ID	ROPE		CHAIN		TOTAL LENGTH	WORKING LOAD lb / kg / kn
	DIA	LENGTH	WIRE DIA	LENGTH		
10517980	1/2" / 12 mm	150' / 45 m	1/4" / 6 mm	15' / 5 m	165' / 50 m	1134 / 504 / 5
10517982	1/2" / 12 mm	200' / 60 m	1/4" / 6 mm	15' / 5 m	215' / 65 m	1134 / 504 / 5
10517984	1/2" / 12 mm	250' / 75 m	1/4" / 6 mm	15' / 5 m	265' / 80 m	1134 / 504 / 5
10517986	1/2" / 12 mm	300' / 90 m	1/4" / 6 mm	20' / 6 m	320' / 96 m	1134 / 504 / 5
10525077	1/2" / 12 mm	150' / 45 m	1/4" / 6 mm	25' / 7.5 m	175' / 53 m	1134 / 504 / 5
10525078	1/2" / 12 mm	150' / 45 m	1/4" / 6 mm	50' / 15 m	200' / 60 m	1134 / 504 / 5
10525079	1/2" / 12 mm	200' / 60 m	1/4" / 6 mm	50' / 15 m	250' / 75 m	1134 / 504 / 5
10525080	1/2" / 12 mm	250' / 75 m	1/4" / 6 mm	50' / 15 m	300' / 90 m	1134 / 504 / 5
10525081	5/8" / 16 mm	150' / 45 m	5/16" / 8 mm	25' / 7.5 m	175' / 53 m	2330 / 1040 / 10
10525082	5/8" / 16 mm	150' / 45 m	5/16" / 8 mm	50' / 15 m	200' / 60 m	2330 / 1040 / 10
10525083	5/8" / 16 mm	200' / 60 m	5/16" / 8 mm	50' / 15 m	250' / 75 m	2330 / 1040 / 10
10525084	5/8" / 16 mm	250' / 75 m	5/16" / 8 mm	50' / 15 m	300' / 90 m	2330 / 1040 / 10

# DOCK AND FENDER LINE



# DOUBLE BRAID DOCK LINE



Titan® **Nylon Dock Lines** have a water-resistant coating to prevent strength loss occurring in wet conditions. Higher twisting of yarns and strands produces a denser, rounder rope with higher abrasion resistance that is less likely to snag. Controlled manufacturing ensures a line that is well

balanced, torque free and won't unlay under heavy loading. Eyesplices specifications: 3/8 in x 10 ft: 12" (305mm); 1/2 in x 10 ft — 1/2 in x 30 ft: 12" (305mm); 5/8 in x 15 ft — 5/8 in x 35 ft: 15" (381mm); 3/4 in x 20 ft — 3/4 in x 50 ft: 18" (457 mm). Please check manufacturer's specification prior to use.

PART ID	SIZE		AVG. STRENGTH	
	DIAMETER	LENGTH	kg	lb
10626058 (W/G); 10626061 (WHT); 10626065 (BLK); TM10626531 (NAV)	3/8" / 10 mm	10' / 3 m	1900	3900
10626059 (W/G); 10626062 (WHT); 10626066 (BLK); TM10626532 (NAV)	3/8" / 10 mm	15' / 5 m	1900	3900
10626089 (W/G); 10626063 (WHT); 10626067 (BLK); TM10626533 (NAV)	3/8" / 10 mm	20' / 6 m	1900	3900
10626060 (W/G); 10626091 (WHT); 10626092 (BLK); TM10626534 (NAV)	3/8" / 10 mm	25' / 8 m	1900	3900
10626090 (W/G); 10626064 (WHT); 10626068 (BLK); TM10626535 (NAV)	3/8" / 10 mm	30' / 9 m	1900	3900
10626071 (W/G); 10626075 (WHT); 10626078 (BLK); TM10626536 (NAV)	1/2" / 13 mm	10' / 3 m	2200	4500
10626072 (W/G); 10626097 (WHT); 10626099 (BLK); TM10626537 (NAV)	1/2" / 13 mm	15' / 5 m	2200	4500
10626096 (W/G); 10626076 (WHT); 10626079 (BLK); TM10626538 (NAV)	1/2" / 13 mm	20' / 6 m	2200	4500
10626073 (W/G); 10626098 (WHT); 10626100 (BLK); TM10626539 (NAV)	1/2" / 13 mm	25' / 8 m	2200	4500
10626074 (W/G); 10626080 (BLK); 10626077 (WHT); TM10626540 (NAV)	1/2" / 13 mm	30' / 9 m	2200	4500
10625114 (W/G); 10626113 (WHT); 10625104 (BLK); TM10626541 (NAV)	5/8" / 16 mm	15' / 5 m	4700	9500
10625115 (W/G); 10626114 (WHT); 10625105 (BLK); TM10626542 (NAV)	5/8" / 16 mm	20' / 6 m	4700	9500
10625116 (W/G); 10626115 (WHT); 10625106 (BLK); TM10626543 (NAV)	5/8" / 16 mm	25' / 8 m	4700	9500
10625117 (W/G); 10626116 (WHT); 10625107 (BLK); TM10626544 (NAV)	5/8" / 16 mm	30' / 9 m	4700	9500
10625118 (W/G); 10626117 (WHT); 10625108 (BLK); TM10626545 (NAV)	5/8" / 16 mm	35' / 11 m	4700	9500
10626120 (W/G); 10626118 (WHT); 10626109 (BLK); TM10626546 (NAV)	5/8" / 16 mm	40' / 12 m	4700	9500
10626121 (W/G); 10626119 (WHT); 10626110 (BLK); TM10626547 (NAV)	5/8" / 16 mm	50' / 15 m	4700	9500
10625129 (W/G); 10625119 (BLK); TM10626548 (NAV)	3/4" / 19 mm	20' / 6 m	5550	11200
10625130 (W/G); 10625120 (BLK); TM10626549 (NAV)	3/4" / 19 mm	25' / 8 m	5550	11200
10625131 (W/G); 10625121 (BLK); TM10626550 (NAV)	3/4" / 19 mm	30' / 9 m	5550	11200
10625132 (W/G); 10625122 (BLK); TM10626551 (NAV)	3/4" / 19 mm	35' / 11 m	5550	11200
10625133 (W/G); 10625123 (BLK); TM10626553 (NAV)	3/4" / 19 mm	50' / 15 m	5550	11200



# TITAN® PRO FENDER LINES




- Floating line will remain soft & pliable
- 5' (1,5m) or 8' (2,4m) lengths to suit most applications
- Use for Twin Eye OR Center Hole
- Nylon mesh reinforced loop
- Minimizes knot tying
- Easily adjustable

PART ID	LENGTH	COLOR	QTY
DE91561F	5' /1.5 m	WHITE	2 pc /pack
DE91571F	8' /2.4 m	WHITE	2 pc /pack
DE91562F	5' /1.5 m	ROYAL BLUE	2 pc /pack
DE91572F	8' /2.4 m	ROYAL BLUE	2 pc /pack
DE91566F	5' /1.5 m	BLACK	2 pc /pack
DE91576F	8' /2.4 m	BLACK	2 pc /pack
DE91569F	5' /1.5 m	NAVY BLUE	2 pc /pack
DE91579F	8' /2.4 m	NAVY BLUE	2 pc /pack






# FENDER LINES



Titan® **Premium Fender Line** is ready to use and easy to handle. Shock absorbent, low stretch PP with hand crafted eye splice. Strong, durable and supple. Please check manufacturer's specification prior to use.

	PART ID	DIA	LENGTH	COLOR	TENSILE STRENGTH
Double Braid	10618945	5/16" / 8 mm	6' / 1.8 m	NAVY	730 lb/1600 kg
	10618946	5/16" / 8 mm	6' / 1.8 m	WHITE/GOLD	
	10618947	5/16" / 8 mm	6' / 1.8 m	BLACK	
	10619009	5/16" / 8 mm	6' / 1.8 m	WHITE	
	10618948	3/8" / 10 mm	6' / 1.8 m	BLACK	1045 lb/2300 kg
	10618949	3/8" / 10 mm	6' / 1.8 m	NAVY	
	10618951	3/8" / 10 mm	6' / 1.8 m	WHITE	
	10618952	3/8" / 10 mm	6' / 1.8 m	WHITE/GOLD	






# STERNDRIVE INSTALLATION JACK AND HARDWARE



# STERNDRIVE INSTALLATION JACK & ACCESSORIES



- 3-Axis adjustment for proper alignment and configuration with easy to use hand wheels
- Reinforced brake pedals
- Heavy duty lifting capacity
- Height extension available
- Bright yellow color

IMAGE	PART ID	DESCRIPTION
	<b>CMJACKFW</b>	Sterndrive Installation Jack Front Wheel
	<b>CMJACKRW</b>	Sterndrive Installation Jack Rear Wheel
	<b>CMJACKEXT</b>	Sterndrive Installation Jack Extension Leg
	<b>CMJACKREPKIT</b>	Sterndrive Installation Jack Repair Kit

Hydraulic **Sterndrive Installation Jack** for ease of use, even with one operator, allows for easy and safe removal and installation of stern drives. Pneumatic wheels allow

easy movement in the shop/yard. A convenient handle allows to easily push or pull jack around. Replacement wheels available separately.

PART ID	WEIGHT (kg/lb)		DIMENSIONS (L x W x H)		PACKAGING (CRATE) DIMENSIONS (L x W x H)		WORKING LOAD LIMIT	
	NET	GROSS	mm	in	mm	in	kg	lb
<b>CMJACKV2</b>	74 / 163	82 / 180	1310 x 810 x 860	53 x 32 x 34	880 x 860 x 460	48 x 32 x 8	250	550


## TITAN® OBM STAND **NEW!**



**PID: 10826942**

- Powder coated steel frame
- Includes a solid and durable High-Density HDU/PU (Polyurethane) mounting board
- Solid Polyurethane wheels with a heavy-duty steel shaft
- Features 175LBs capacity, and can handle up to 30HP 4 stroke outboard motors
- Includes a heavy duty cloth tool bag & buckle strap for the gas tank
- Features rubber handles with an ergonomic grip
- Includes user-friendly assembly instructions and all of the required tools
- Easy to assemble
- Ideal for holding, moving and displaying outboard motors

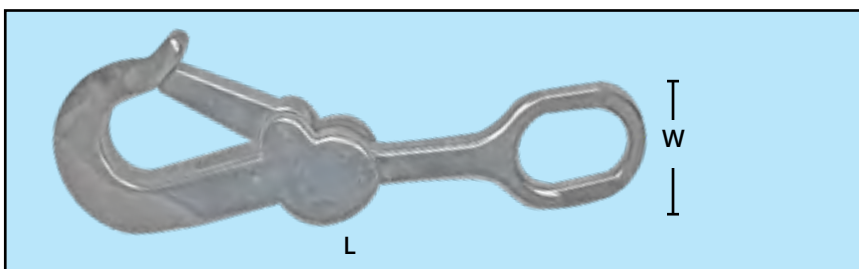
# OUTBOARD MOTOR LOCK



Titan® **Outboard Motor Lock** easily mounts over the mounting clamp handles for cut-resistant protection. Comes in two convenient bolt sizes: Ø12mm (<= 9.9HP motor) and Ø16mm (>10HP Motor.)

PART ID	BOLT SIZE	SLOT SIZE (S)		DIMENSIONS (L x W)	
		mm	in	mm	in
10825549	12 mm	14	0.55	280 x 50	11 x 2
10825550	16 mm	17.5	0.69	280 x 50	11 x 2


# RELEASE HOOK



Titan® **Buoy Release Hook** in Stainless Steel AISI 316 attaches to the buoy with rope or chain. Its unique self-locking feature allows the hook to open only when the rope is slack and the hook is folded back.

PART ID	WEIGHT (kg/lb)	DIMENSIONS (L x W x H)		BREAKING LOAD LIMIT (kg/lb)
		mm	in	
10825532	0.51 / 1.14	242 x 73 x 20	9.5 x 2.8 x 0.8	2000 / 4400


# DOCK RING




Use the Titan® **Dock Ring** in Stainless Steel AISI 316 to stabilize a floating dock or as tie off for anchoring a floating dock or a swim raft. Stainless steel holds up to the most extreme weather conditions.

PART ID	WEIGHT (kg/lb)	DIMENSIONS (L x W x H x OD)		BREAKING LOAD LIMIT (kg/lb)
		mm	in	
10825531	1.18 / 2.60	266 x 85 x 90 x 102	10.5 x 3.3 x 3.5 x 4	2500 / 5500

# MERCURY™ TRIM PUMP BRACKET



PID: 10826043; 10826044



PID: 10826045; 10826046

PART ID	DESCRIPTION	DIMENSIONS (L x W x H)		WEIGHT (kg/lb)
		mm	in	
10826043	SS Bracket for Mercury™ 42419A1	292 x 127 x 209	11.5 x 5 x 8.25	1 / 2.25
10826044	Galv BLK Bracket for Mercury™ 42419A1	292 x 127 x 209	11.5 x 5 x 8.25	1 / 2.25
10826045	SS Bracket for Mercury™ 862548A1	300 x 152 x 140	11.75 x 6 x 5.5	0.9 / 2
10826046	Galv BLK Bracket for Mercury™ 862548A1	300 x 152 x 140	11.75 x 6 x 5.5	0.9 / 2

# PACKAGING OPTIONS & MERCHANDISING SOLUTIONS



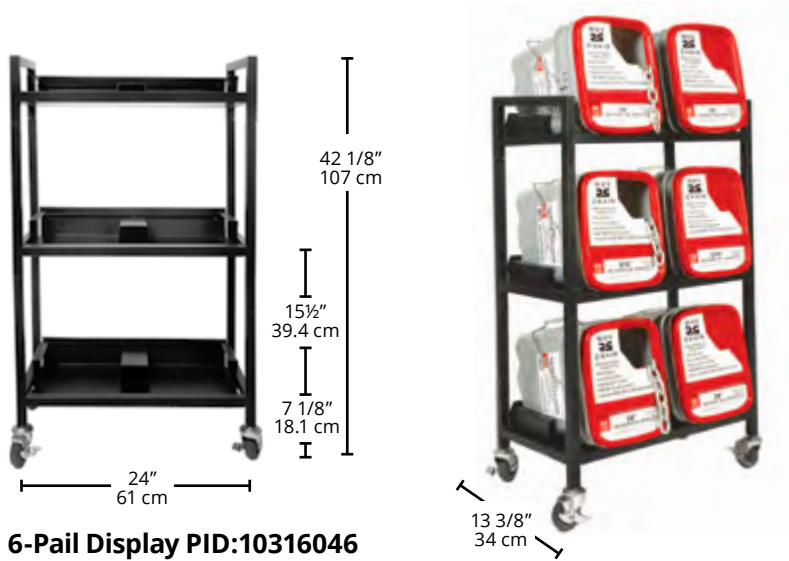
## WHY

**DOE**  
**TITAN** CHAIN

- ✦ Calibrated for Windlasses
- ✦ High Carbon Steel
- ✦ Proof Tested
- ✦ Exceeds NACM, RR-C 10 Specifications
- ✦ Manufactured in ISO 9001 Quality
- ✦ Assured Environment
- ✦ Engineered in Canada

TITANMARINEPRODUCTS.COM

# MERCHANDISING SOLUTIONS



**6-Pail Display PID:10316046**

Our space-saving, chain merchandiser is built tough to hold over 660 lb (300 kg) of chain within its small footprint. Each shelf is specially designed and custom

fitted to lock pails into place to ensure stability and safety. Includes heavy duty casters.

# CHAIN PACKAGING OPTIONS

PACKAGING OPTION	LENGTH		WIDTH/DIAMETER		HEIGHT	
	in	cm	in	cm	in	cm
Crate	45.3	115	31.5	80	27.5	70
Full Drum	-	-	16 1/2"	41.9	29"	73.7
Half Drum	-	-	16 1/2"	41.9	15"	38.1
Plastic Pail	-	-	12 x 9 1/2"	30.5 x 24.1	14 1/2"	36.8



**Crate**



**Full Drum**



**Half Drum**



**Pail**



**Titan® Marine Products**

Leading provider of marine chain,  
ropes, lines, and shackles.

7733 Progress Way  
Delta, BC  
Canada V4G 1A3

Tel: 1-604-940-2010

Fax: 1-604-952-2650

**[sales@titanmarineproducts.com](mailto:sales@titanmarineproducts.com)**